

Understanding the experiences of Latinx students in a mid-size urban school district

Janette Avelar, Doctoral Student, UO

Angel Dorantes, Ph.D., Latine Recruitment & Retention Manager, LBCC

Audrey Lucero, Ph.D., Associate Professor, UO

CLLAS Research Series

February 28, 2024

Panorama Social- Emotional Learning Survey Findings

- Two Panorama surveys
 - *Student Supports + Environment*
 - *Student Competency & Well-Being*
- Two versions of each survey
 - Elementary students (3rd – 5th graders)
 - Secondary (6th – 12th graders)
- Survey administration spring and fall 2023 terms

Survey Responses

Total Completed Surveys	n = 3,000
Latinx Student Surveys	
14 % of elementary responders	n = 225
18 % of secondary responders	n = 693
17 of all responders	n = 918
Latinx students make up ~ 27 % of students in the district	

Students We Serve




5,020


Student Enrollment

DEMOGRAPHICS


American Indian/Alaska Native




Asian




Black/African American




Hispanic/Latino



Multiracial



Native Hawaiian/Pacific Islander



White



14%

Ever English Learners



21

Languages Spoken

20%

Students with Disabilities

14%

Mobile Students

88%

Free/Reduced Price Lunch

*<10 students or data unavailable

School District Demographics

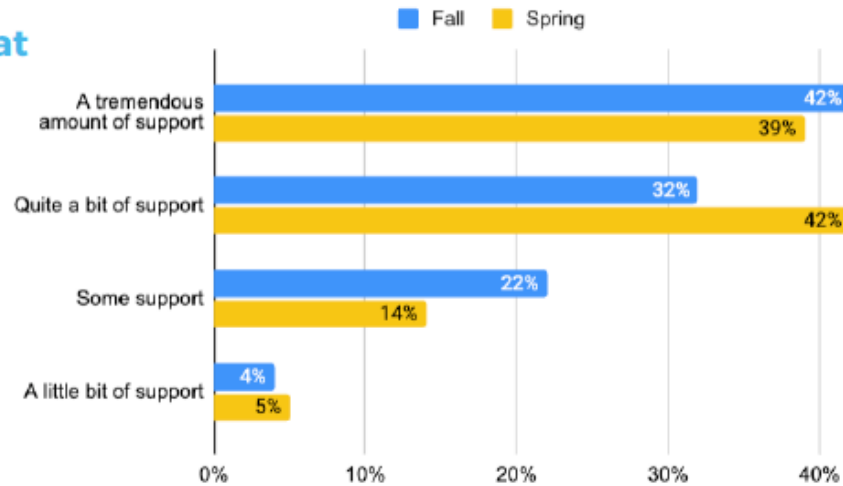
Source: District website

Salient
findings
from three
survey
questions

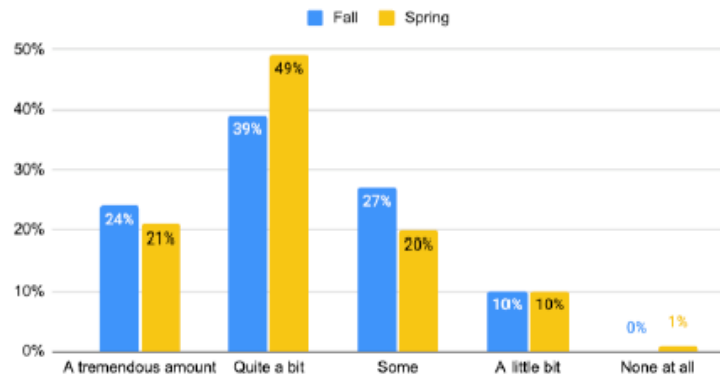
- How much respect do students at your school show you?
- How well do people at school understand you?
- Overall, how much do you feel like you belong at your school?

1. How much support do the adults at your school give you? (Student Supports + Environment survey)

- “I am thankful to be in this class because the teachers at this school always help me.” - 3rd grader
- “Sometimes I am scared to report things to the teacher.” - 5th grader
- “I like this school because we have a bunch of nice teachers.” - 5th grader



Findings for elementary Latinx students
(n = 225)



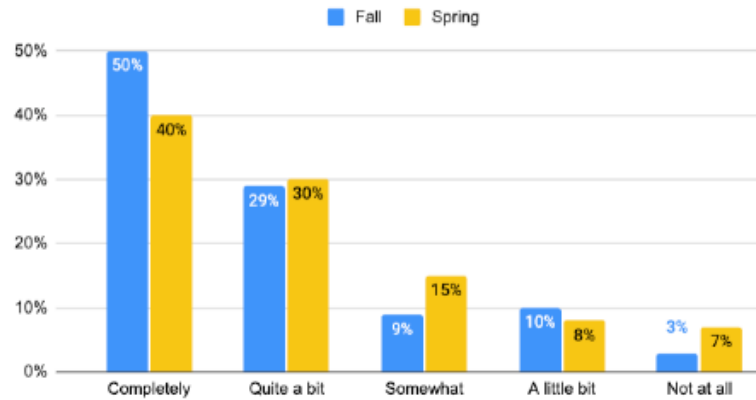
2. How much respect do students at your school show you? (Student Supports + Environment survey)

- “Are school is really good being safe and respectful and responsible” - 3rd grader
- “the teachers at recess dont really do anything about problems like bullying, hiting, being disrepectful or even people swearing! ALOT!!” -5th grader
- “im getting bullied online by alot of friends that i know, they are always saying that i did something bad even tho i didn't”. -3rd grader

Findings for elementary Latinx students
(n = 225)

3. Overall, how much do you feel like you belong at your school? (Student Supports + Environment survey)

- “I like how my friend is very kind and respectful to me, and my teacher too.”
- 3rd grader
- “I LOVE MY SCHOOL!!!!!!!!!!!!!!!!!!!!!!”
- 3rd grader
- “this class is all good people respect me and my teacher is quite nice actually.” - 5th grader

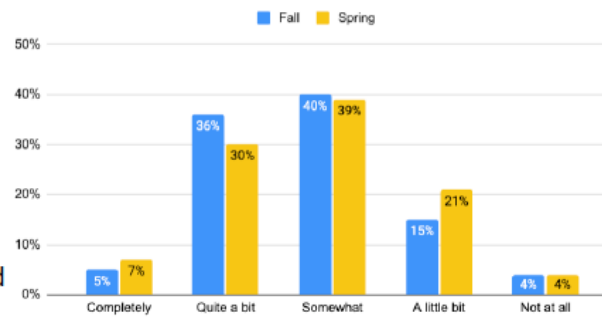


Findings for elementary Latinx students
(n = 225)

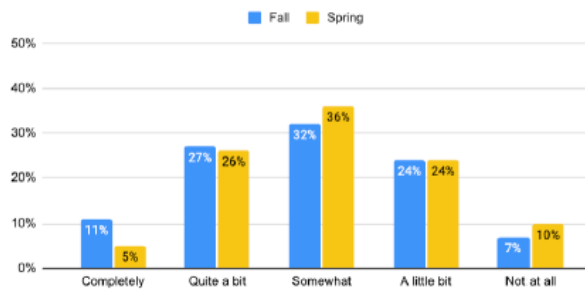
Findings for secondary Latinx students (n = 693)

1. How much respect do students at your school show you? (Student Supports + Environment survey)

- “Actually, students should care more about students and how they are doing.”
- 11th grader
- “Listen to what us students have to say and don’t asoom things that you don’t know.”
- 10th grader
- “Que me comprendan un poco y que dejen de hablar a mis espaldas cosas malas.” (Try to understand me a little and stop saying bad things behind my back) - 11th grader



2. How well do people at school understand you as a person? (Student Supports + Environment survey)

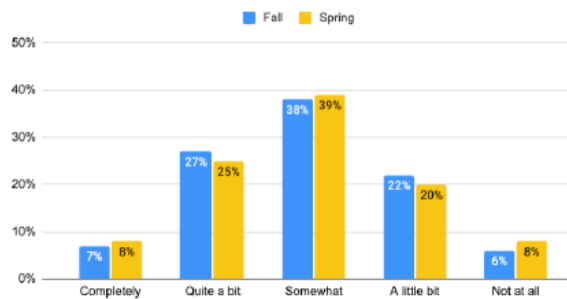


- “(Spanish sounding last name of teacher) understands me and (another) Mrs. (Spanish sounding last name) too.” - 9th grader
- “(teachers need to) understand that students might have personal situations at home or physical stuff that may cause them to act the way they do or do actions.” - 10th grader

Findings for secondary Latinx students (n = 693)

Findings for secondary Latinx students (n = 693)

3. Overall, how much do you feel like you belong at your school? (Student Supports + Environment survey)



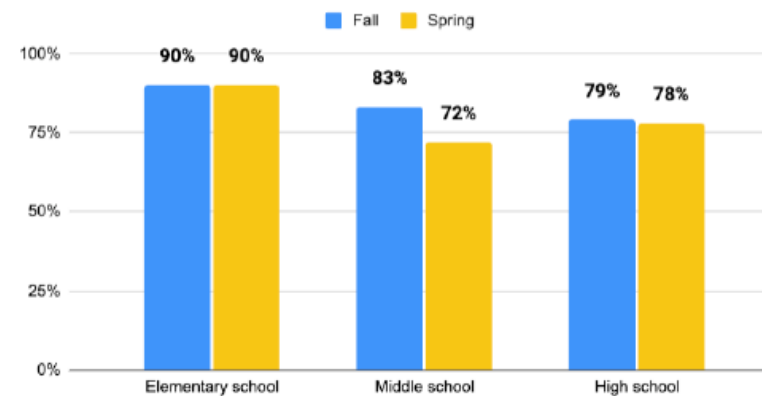
- “I love being in teacher’s (English sounding last name’s) class. It’s welcoming and he always has a good attitude, and you can tell how passionate he is about teaching...I look forward to coming to school because I love the environment, so much better than bigger schools. plz don’t end up like them. I like the small school.” - 10th grader
- “Adults and teachers at this school can start creating more friendly and colorful environments instead of the stone cold brick prison that this school feels like. Like more lighting.” - 12th grader

Findings and observations for Latinx students across all grades (n = 918)

1. How much respect do students at your school show you? (Student Supports + Environment survey)

- There is a notable drop from elementary to middle school
- There is another big drop from fall of middle school to spring.
- Percentages rebound somewhat in high school

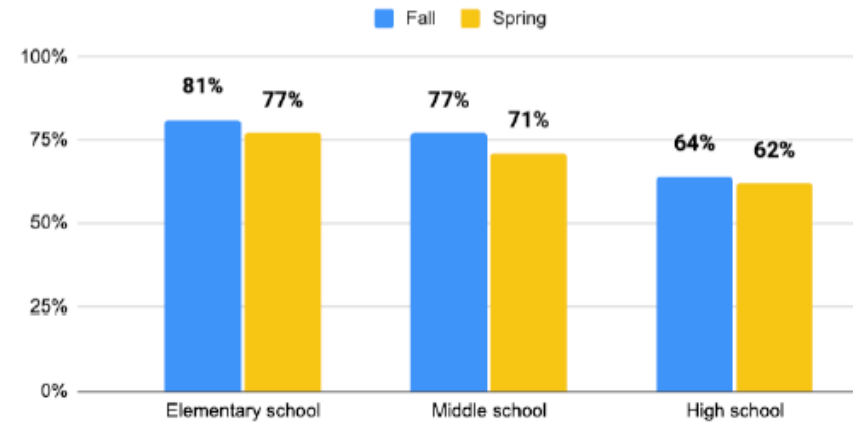
Latinx students grades 3-12 answering "A tremendous amount," "Quite a bit", or "Some"



2. How well do people at school understand you as a person? (Student Supports + Environment survey)

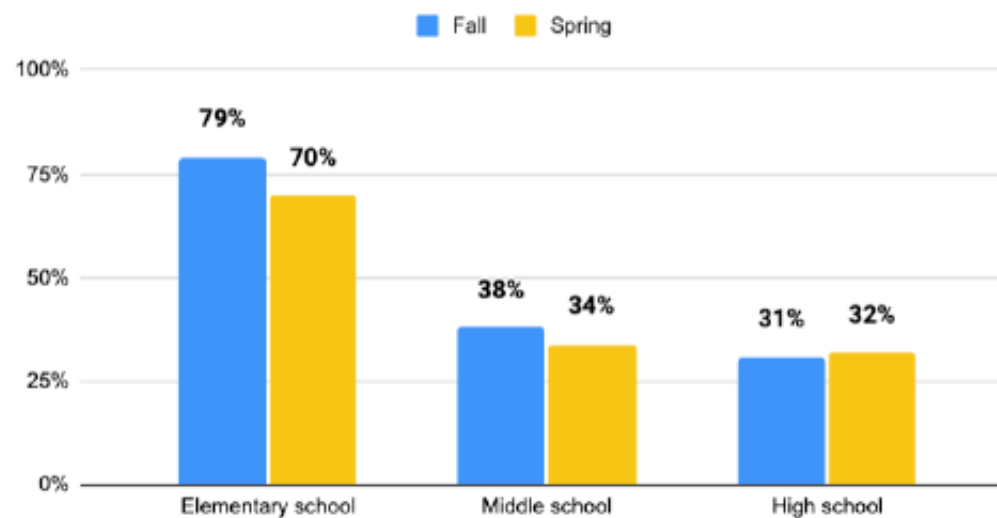
- There is a consistent drop from 3rd grade through 12th grade
- There are also drops at each school level from fall to spring

Latinx students grades 3-12 answering "Completely," "Quite a bit," or "Somewhat"



Findings and observations for Latinx students
across all grades
(n = 918)

Latinx students grades 3-12 answering "Completely" or "Quite a bit"

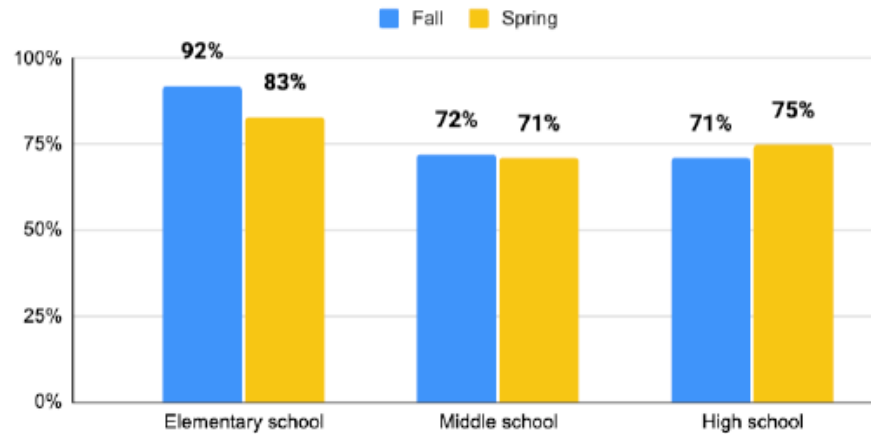


3. Overall, how much do you feel like you belong at your school? (Student Supports + Environment survey)

- These responses show a massive dropoff between elementary and middle school, with fewer than half of middle and high schoolers reporting a sense of belonging at school

Findings and observations for Latinx students
across all grades
(n = 918)

Latinx students grades 3-12 answering "Yes"



4. Do you have a teacher or other adult from school who you can count on to help you, no matter what? (Student Competency & Well-Being survey)

- There is a notable drop from elementary to middle school, but percentages rebound somewhat in high school
- In elementary school, 92% of Latinx students have a trusted adult, whereas by high school, only 75% do

Findings and observations for Latinx students
across all grades
(n = 918)

Key Takeaways

- Overall, Latinx students who responded to the survey reported high levels of teacher support, respect, and sense of belonging at school, although elementary schoolers reported more positive experiences than middle and high schoolers
- One concern expressed across grade levels was disrespect among students and lack of teacher awareness about this issue
- Middle and high schoolers reported much lower feelings of belonging than elementary schoolers, with the dropoff occurring by fall of middle school

Limitations

- Data represents students who responded at *each time*, not only those who responded in *both* fall and spring, so we cannot infer that the same students' feelings changed
- There are unequal samples sizes across schools, such that we have many responses for some schools and very few for other schools
- Sample sizes were too small for us to consider intersectionalities with gender, ELL status, special education status, etc.
- Numerous students did not answer the open-ended questions, so the quotes may not be representative of the whole sample
- At secondary, there may be teacher effects based on the class in which students completed the survey

Thank you to Bethel School District for their support, commitment, advocacy and service for Latinx students, families, and communities.

The project research team is grateful to Bethel School District for the access, collaboration, and support for this research project.

Thank you for your participation!!

Discussion